

FOR LEASE

Dollar General–Anchored Neighborhood Shopping Center

15700–15880 Broadway Ave., Maple Heights, OH 44137



PROPERTY OVERVIEW

- Seven Spaces Available Ranging from 750 SF – 21,357 SF
- Dollar General–Established Neighborhood Shopping Center
- Great Visibility and Frontage
- Convenient to I-480 and Cleveland's Densely–Populated Eastern Suburbs
- Call for More Details!

2020 DEMOGRAPHICS	1 MILE	3 MILE	5 MILE
Population	22,399	95,537	204,353
Households	4,726	40,934	88,167
Median HH Income	\$46,936	\$45,044	\$48,487
Average HH Income	\$53,366	\$54,809	\$64,999
Daytime Population	5,857	36,936	145,339

[View in Google Maps](#)



The information submitted herein is not guaranteed. Although obtained from reliable resources, it is subject to errors, omissions, prior sale and withdrawal from the market without notice. Broker has made no investigation and makes no representation of the property.

Randy Markowitz

📞 216.861.5262

✉️ RandyMarkowitz@HannaCRE.com

Andrew Chess

📞 216.861.5061

✉️ AndrewChess@HannaCRE.com

FOR LEASE

Dollar General–Anchored Neighborhood Shopping Center

15700–15880 Broadway Ave., Maple Heights, OH 44137

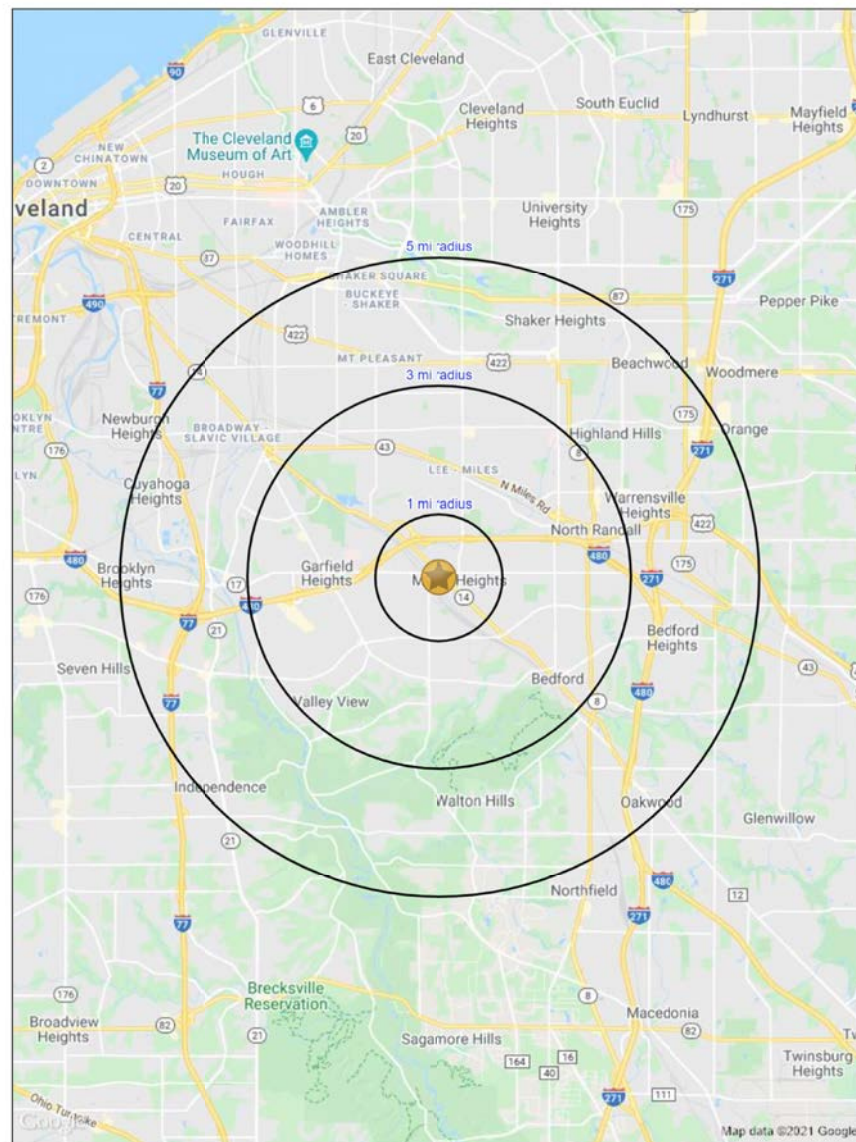
SUMMARY PROFILE

2000–2010 Census, 2021 Estimates with 2026 Projections
Calculated using Weighted Block Centroid from Block Groups

Lat/Lon: 41.4159/-81.572

15700 Broadway Ave				
Maple Heights, OH 44137				
		1 mi radius	3 mi radius	5 mi radius
POPULATION	2021 Estimated Population	11,493	95,537	204,353
	2026 Projected Population	11,118	92,015	196,014
	2010 Census Population	11,936	100,989	214,084
	2000 Census Population	13,368	114,714	251,382
	Projected Annual Growth 2021 to 2026	-0.7%	-0.7%	-0.8%
	Historical Annual Growth 2000 to 2021	-0.7%	-0.8%	-0.9%
HOUSEHOLDS	2021 Median Age	36.9	40.6	40.5
	2021 Estimated Households	4,726	40,934	88,167
	2026 Projected Households	4,634	39,944	85,671
	2010 Census Households	4,852	42,673	91,076
	2000 Census Households	5,423	46,674	101,657
	Projected Annual Growth 2021 to 2026	-0.4%	-0.5%	-0.6%
RACE AND ETHNICITY	Historical Annual Growth 2000 to 2021	-0.6%	-0.6%	-0.6%
	2021 Estimated White	35.0%	30.1%	30.8%
	2021 Estimated Black or African American	60.5%	65.7%	64.3%
	2021 Estimated Asian or Pacific Islander	1.0%	1.2%	1.6%
	2021 Estimated American Indian or Native Alaskan	0.2%	0.2%	0.2%
	2021 Estimated Other Races	3.3%	2.9%	3.1%
INCOME	2021 Estimated Hispanic	2.2%	2.1%	2.4%
	2021 Estimated Average Household Income	\$53,366	\$54,809	\$64,999
	2021 Estimated Median Household Income	\$46,936	\$45,044	\$48,487
EDUCATION (AGE 25+)	2021 Estimated Per Capita Income	\$22,039	\$23,583	\$28,184
	2021 Estimated Elementary (Grade Level 0 to 8)	1.7%	2.4%	2.5%
	2021 Estimated Some High School (Grade Level 9 to 11)	9.4%	9.5%	8.7%
	2021 Estimated High School Graduate	37.1%	36.7%	33.2%
	2021 Estimated Some College	26.4%	26.4%	24.4%
	2021 Estimated Associates Degree Only	10.3%	9.7%	9.1%
BUSINESS	2021 Estimated Bachelors Degree Only	10.1%	9.7%	12.2%
	2021 Estimated Graduate Degree	4.9%	5.7%	9.9%
	2021 Estimated Total Businesses	368	3,051	9,165
	2021 Estimated Total Employees	5,857	36,936	145,339
	2021 Estimated Employee Population per Business	15.9	12.1	15.9
	2021 Estimated Residential Population per Business	31.2	31.3	22.3

This report was produced using data from private and government sources deemed to be reliable. The information herein is provided without representation or warranty.



The information submitted herein is not guaranteed. Although obtained from reliable resources, it is subject to errors, omissions, prior sale and withdrawal from the market without notice. Broker has made no investigation and makes no representation of the property.

Randy Markowitz

216.861.5262

RandyMarkowitz@HannaCRE.com

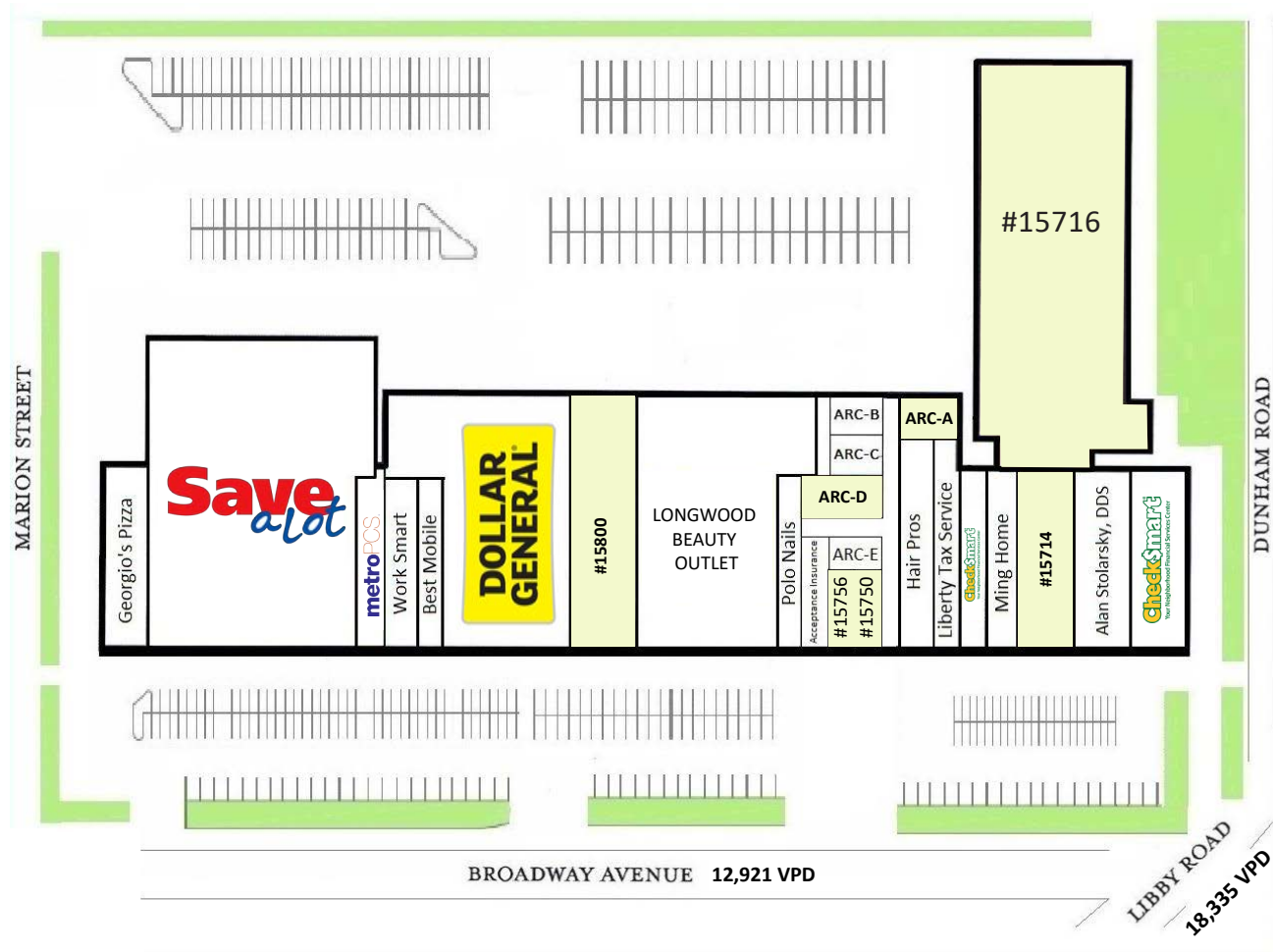
Andrew Chess

216.861.5061

AndrewChess@HannaCRE.com

FOR LEASE

Dollar General–Anchored Neighborhood Shopping Center 15700–15880 Broadway Ave., Maple Heights, OH 44137



Suite	Tenant	Square Feet
15700	CheckSmart	3,600
15710	Alan R Stolarsky, DDS	2,400
15714	Available	3,035
15716	Available	21,357
15720	Ming Home	2,200
15726	CheckSmart	1,600
15730	Liberty Tax Service	2,050
15740	Hair Pros Multicultural Beauty	4,080
15750	Available	720
15756	Available	950
15760	First Acceptance Insurance	980
15777	Polo Nails	1,274
15780	Longwood Beauty Supply	12,736
15800	Available	5,320
15818	Dollar General	11,720
15830	Best Mobile	1,600
15840	Work Smart Clothing Outlet	1,224
15850	Metro PCS Authorize Dealer	1,224
15870	Save-A-Lot	21,164
15880	Georgio's Oven Fresh Pizza	2,000
ARC-A	Available	750
ARC-B	Maintenance Room	700
ARC-C	Maple Heights Boy's League	468
ARC-D	Available	2,000
ARC-E	Storage	400

MAPLETOWN
SHOPPING CENTER
MAPLE HEIGHTS, OH

15700 BROADWAY AVENUE

SITE PLAN
SP

PLAN AS OF
MARCH 2021



Leased



Available



The information submitted herein is not guaranteed. Although obtained from reliable resources, it is subject to errors, omissions, prior sale and withdrawal from the market without notice. Broker has made no investigation and makes no representation of the property.

Randy Markowitz

216.861.5262

RandyMarkowitz@HannaCRE.com

Andrew Chess

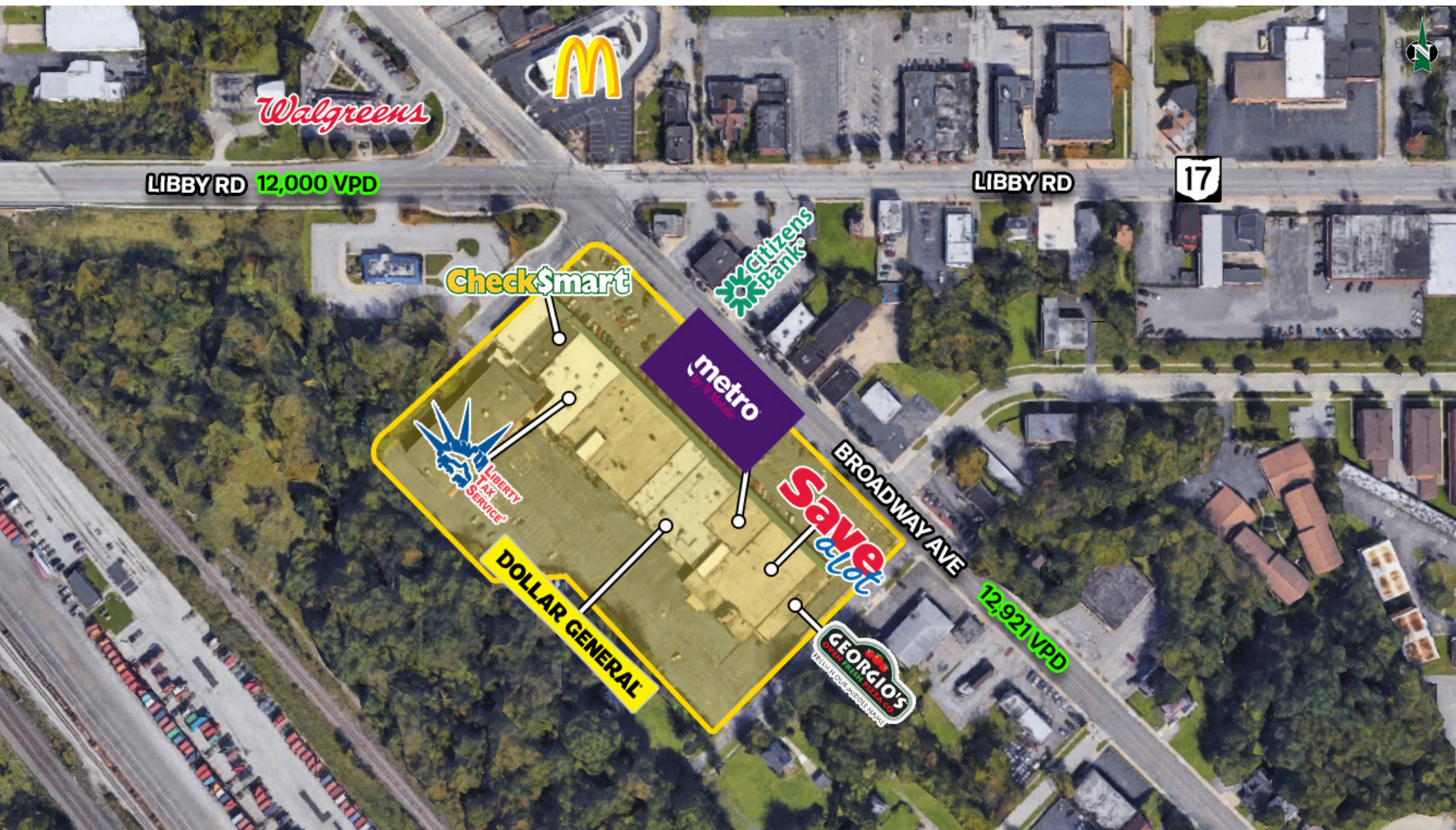
216.861.5061

AndrewChess@HannaCRE.com

FOR LEASE

Dollar General–Anchored Neighborhood Shopping Center

15700–15880 Broadway Ave., Maple Heights, OH 44137



The information submitted herein is not guaranteed. Although obtained from reliable resources, it is subject to errors, omissions, prior sale and withdrawal from the market without notice. Broker has made no investigation and makes no representation of the property.

Randy Markowitz

📞 216.861.5262

✉️ RandyMarkowitz@HannaCRE.com

Andrew Chess

📞 216.861.5061

✉️ AndrewChess@HannaCRE.com