



9,500 SF WAREHOUSE SPACE FOR LEASE



9,500 SF WAREHOUSE SPACE FOR LEASE
30040 Lakeland Blvd, Wickliffe, OH 44092

Greg West
GregoryWest@HannaCRE.com
440.668.2117

CONTACT:

Austin Pay
AustinPay@HannaCRE.com
216.970.3328

9,500 SF WAREHOUSE SPACE FOR LEASE

30040 Lakeland Blvd, Wickliffe, OH 44092

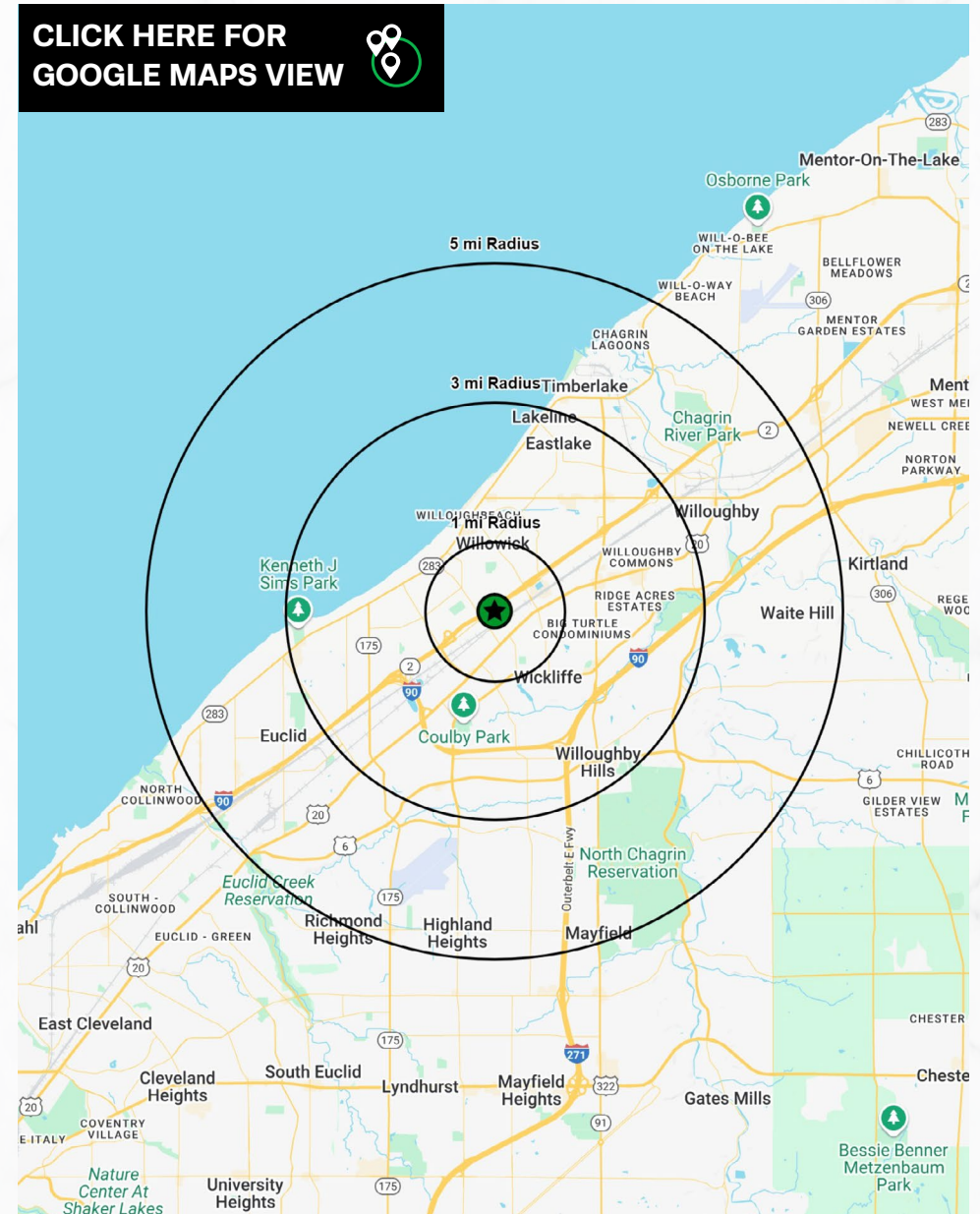
PROPERTY OVERVIEW

PROPERTY SUMMARY

- 9,500 SF warehouse space
- 3 phase / 240V
- 4 drive-in doors
- 14' clear height
- 100% A/C
- Has floor drains
- Potentially divisible
- Temperature controlled

DEMOGRAPHICS	1-MILE	3-MILE	5-MILE
POPULATION	12,555	75,774	130,559
HOUSEHOLDS	5,800	36,583	61,043
AVERAGE HH INCOME	\$89,824	\$80,758	\$89,010
MEDIAN HH INCOME	\$76,930	\$63,062	\$69,094
DAYTIME POPULATION	6,151	55,897	105,484





CLICK HERE FOR
GOOGLE MAPS VIEW



9,500 SF WAREHOUSE SPACE FOR LEASE

30040 Lakeland Blvd, Wickliffe, OH 44092

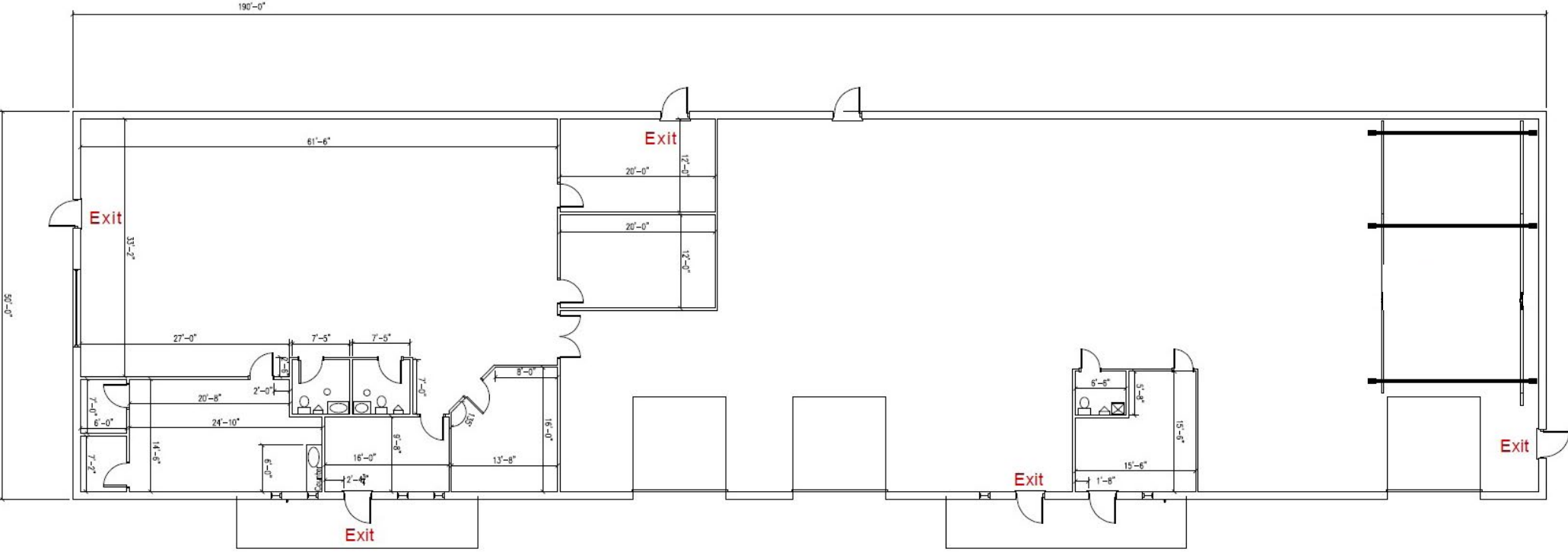
PHOTOS



9,500 SF WAREHOUSE SPACE FOR LEASE

30040 Lakeland Blvd, Wickliffe, OH 44092

FLOOR PLAN



9,500 SF WAREHOUSE SPACE FOR LEASE

30040 Lakeland Blvd, Wickliffe, OH 44092

MICRO AERIAL



9,500 SF WAREHOUSE SPACE FOR LEASE

30040 Lakeland Blvd, Wickliffe, OH 44092

MACRO AERIAL

